


## LIMELIGHT® COLLECTION



FreshWater®  
Salt System Ready



Dual Action Filtration  
SilentFlo Circulation



FiberCor®  
High-Density Insulation



Color LCD Display

# PULSE®



*Shown with Alpine White Shell  
and Coastal Gray Cabinet*

<b>People</b>	<b>Seating</b>	<b>Jets</b>	<b>Voltage</b>
7 Seats	Open	49 Jets	230 V

**Size**  
7'5" x 7'5" x 38" | 226 cm x 226 cm x 97 cm


**Water Care**  
FreshWater® Salt System Ready

# LIMELIGHT® COLLECTION


# PULSE®



## SHELL COLORS\*



## CABINET COLORS\*



## COVER COLORS



## LEGENDARY MESSAGE

### 49 Personalized-Control Jets

- 1 XL Dual Rotary jet
- 1 XL Single Rotary jet
- 2 XL Directional jets
- 4 Standard Single Rotary jets
- 2 Standard Directional jets
- 4 Rotary Precision jets
- 35 Directional Precision® jets

## EASY WATER CARE

- Water Care System** FreshWater® Salt System Ready
- Filtration System** Dual action, 100 sq. ft., top loading

## LEADING ENERGY EFFICIENCY

- Jet Pump 1** Wavemaster® 9200; Two-speed, 2.5 HP Continuous Duty, 5.2 HP Breakdown Torque
- Jet Pump 2** Wavemaster® 9000; One-speed, 2.5 HP Continuous Duty, 5.2 HP Breakdown Torque
- Circulation Pump** SilentFlo 5000® for quiet, continuous filtration
- Heater** Titanium No-Fault® 4,000 W / 230 V
- Insulation** FiberCor® Insulation; Certified to California Energy Commission (CEC) and APSP 14 energy efficiency standards for portable spas
- Cover** 3.5" to 2.5" tapered, 2 lb. density foam core

## SIZE

- Dimensions** 7'5" x 7'5" x 38" / 226 cm x 226 cm x 97 cm

## CAPACITY

- Seating Capacity** 7 seats
- Water Capacity** 445 gallons / 1,685 liters
- Weight** 1,015 lbs. / 460 kg dry; 5,950 lbs. / 2,700 kg filled\*\*

## ADDITIONAL FEATURES

- Smart Spa Technology** Hot Spring Spas App, Powered by the Connected Spa Kit
- Water Feature** Vidro® backlit ribbon waterfall
- Cover Lifters** CoverCradle®, CoverCradle II, Lift 'n Glide®, or UpRite®
- Steps** Limelight Collection Step (Coastal Gray, Espresso, and Sable), Polymer Step (Ash)
- Entertainment** Bluetooth® Wireless Sound System (Optional)
- Control System** IQ 2020® with LCD control panel  
230 V / 50 amp, 60 Hz  
(Includes G.F.C.I. protected sub-panel)
- Lighting System** Raio® multi-color interior points of light  
Exterior multi-color lighting with timer
- Cooling System** CoolZone™ (Optional)

\*Actual colors and products may vary from print representation. See dealer to verify.  
\*\*Includes water and 7 adults weighing 175 lbs. each.